

## NOZZLE POSSIBILITIES

wide angle  
to  
1/4" I.D. hose




barb

wide angle  
to  
Loc-Line



Loc-Line  
adapter

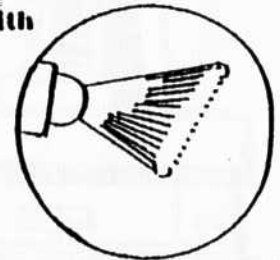
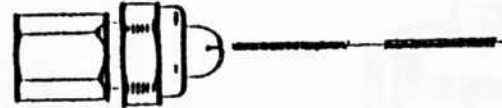
wide angle  
to  
copper or stainless



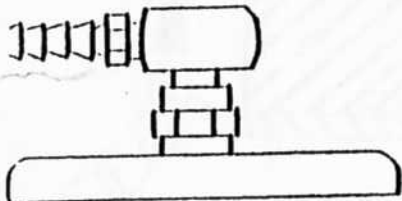
compression  
fitting

### WIDE ANGLE NOZZLE


Provides a wider spray pattern  
for "in close" use on abrasive belts.  
Gives a 5" wide line of Accu-Lube with  
the nozzle 2" away.



wide angle nozzle  
spray pattern



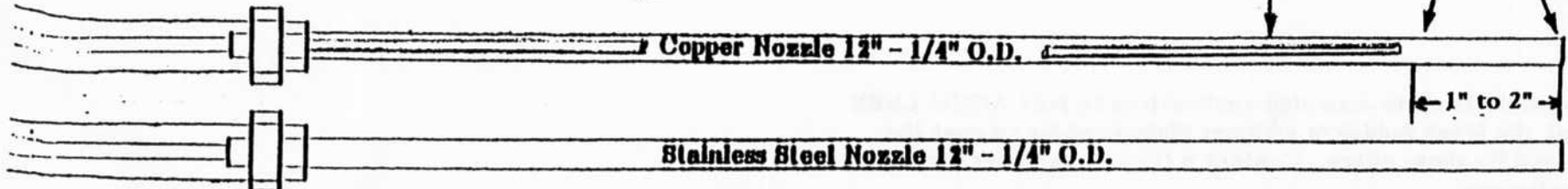
**"MAG-BASE"**  
Magnetic Nozzle Mount  
Any Lubricating Systems  
nozzle can be attached to our  
Mag-Bases.



Loc-Line Nozzle  
12", 18", & 24" lengths

Capillary must be installed  
and adjusted to within  
1" - 2" of the nozzle orifice.  
This will create  
an appropriate venturi.

Inner 1/8" I.D.  
nylon lubricant  
capillary.



Copper Nozzle 12" - 1/4" O.D.

Stainless Steel Nozzle 12" - 1/4" O.D.

← 1" to 2" →